

Temtop

Elitech Technology, Inc (US)

1551 McCarthy Blvd, Suite 112

Milpitas, CA 95035

www.elitechstore.com

sales@elitechus.com

Made in China

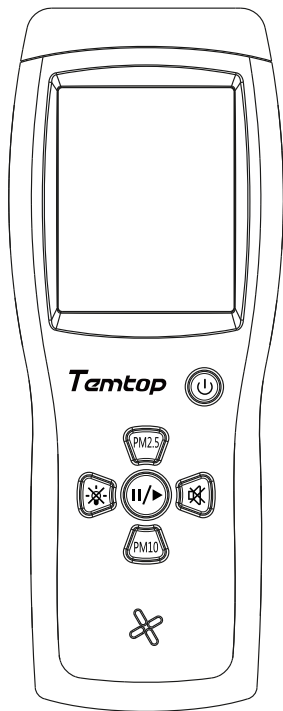
1. Overview

The detector can accurately detect indoor air quality. The laser particle sensor allows it to directly transform air pollutant concentration into visual data, so as to provide air quality alert and effectively safeguard your family.

2. Application

At home, office and cab, etc.

3. Appearance



1

4. Specifications

- Name: Laser Particle Detector
- Model: P200
- Display: LCD screen
- Battery: 3 AA batteries
- Dimensions: 168*65*32 mm
- Operating environment:
 - Temperature range: 0-40°C
 - Humidity range: 15-90%RH
 - Air pressure: 1atm
- Measurement range:
 - PM2.5/PM10: 0-999ug/m³, resolution: 1ug/m³

Health standard index

Level	Good	Normal	Danger
Pollutant			
PM2.5	< 15	15~65	> 65

5. Operation

1) On/Off:

Press and hold power button (⏻) for 2 seconds, the buzzer beeps, indicating the detector is turned on. Press and hold (⏻) for 2 seconds to turn off the detector, or keep it inactive for 5 minutes, it will switch off automatically.

2

2) Detection

Place the detector in the target environment, and it will automatically detect PM2.5 and PM10 concentration.

3) Power indication

 : Battery is full


 : Battery is low. Buzzer beeps.


4) Buttons

M2.5 button: Press it to display PM2.5 concentration.

PM10 button: Press it to display PM10 concentration.

 : Press it to turn on/off backlight.

 : Press it once to mute buzzer beep. Press it again to enable alarm function.

 : Press it in detection mode, the detector holds currently displayed data. Press it again, the detector continues detection and displays real-time data.

5) Battery replacement

When the buzzer beeps to indicate low battery, please change the batteries.

6. Notice

- The detector features a sensor using laser detection principle, please keep it away from substances like fluff and hair to guarantee the accuracy of measured data.
- Please do not place the detector in the environment where particle concentration is more than 500ug/m³ for long time. Long-time exposure to high-concentration air pollutants will damage the sensor and make it work improperly.
- Avoid using the detector in humid environment to ensure the accuracy of measured data.
- Please do not bump, strike or drop the detector.
- Please do not cover the detection port or air outlet during use.
- Avoid cross interference.

7. Troubleshooting

If...	Then...
Display error	Check the battery. If the problem still exists, please contact the service center.
Data error	Change a place and restart the detector. If the problem still cannot be solved, contact the service center.